
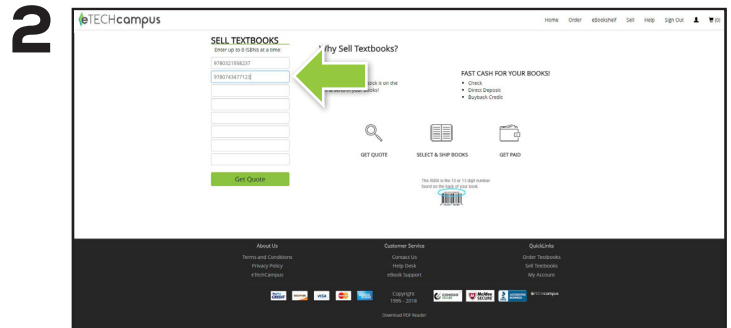


How to Sell Textbooks

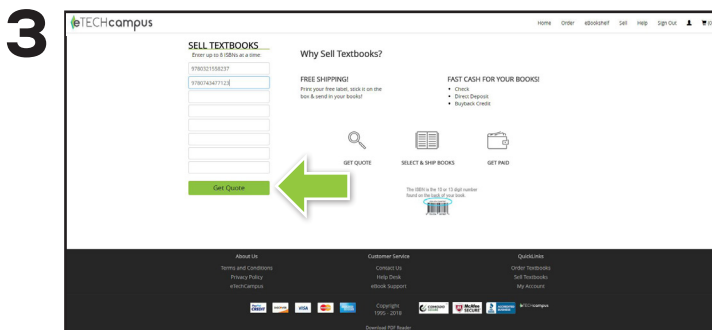


Go to saa-sds.etechcampus.com and select the **"Sell Now"** button.

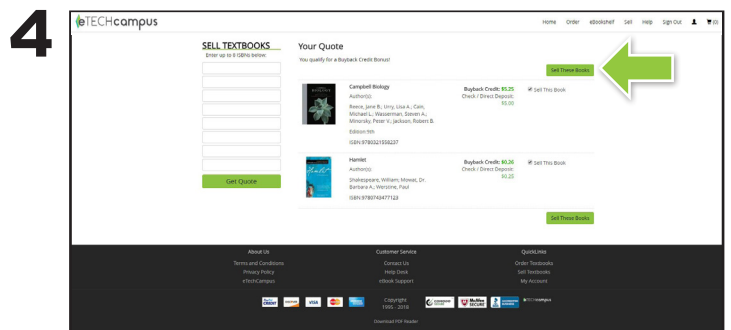


Enter the ISBNs for each textbook you would like to receive a quote for into the boxes on the left side of the screen.

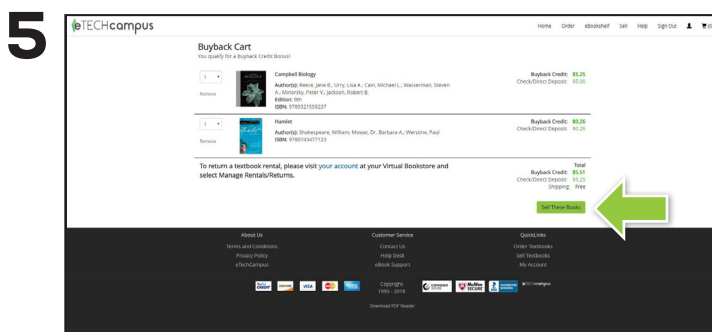
* The ISBN is the 10 or 13 digit number found on the back of your book.



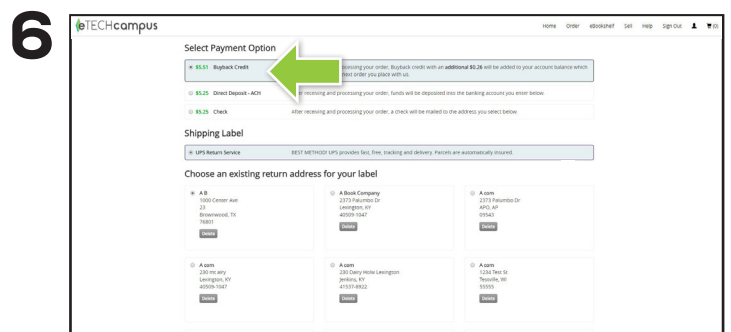
Once you have entered up to 8 ISBNs, press the **"Get Quote"** button to receive a pricing quote for the items entered.



After receiving your quote, you can select which books you would like to sell, and which books you would like to keep. Once your selections have been made, press **"Sell These Books,"** and you will be taken to your **"Buyback Cart."**

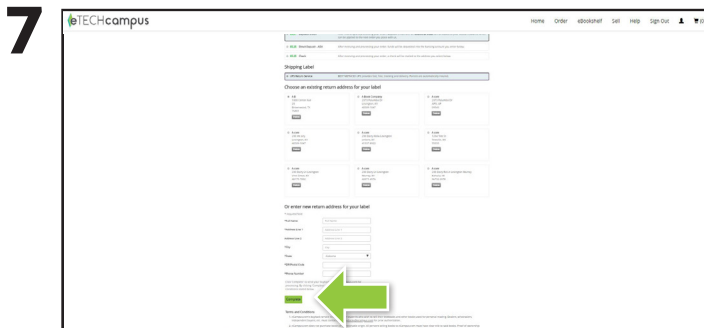


Now that you have selected your books, you can press **"Sell These Books."**

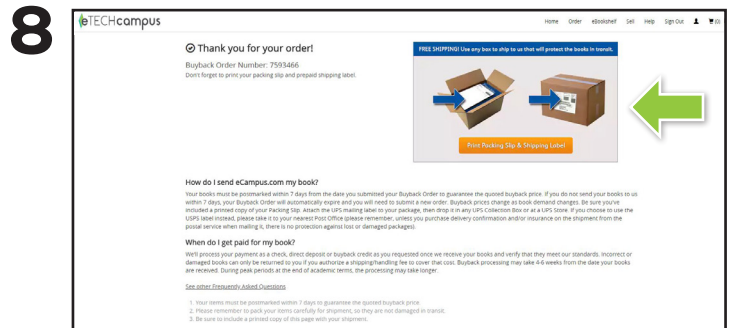


Next you will be asked to **"Select Payment Option."**

How to Sell Textbooks



Once you select your payment option, enter the information requested to receive your FREE UPS Shipping Label and press **“Complete.”**



Place the packing slip in a box, making sure that the books are packed securely, and affix the UPS shipping label to the outside of the box. Take the package to your local UPS shipping location, and you're done!

BOOKMARK YOUR WEBSITE

saa-sds.etechnampus.com

St. Agnes Academy - St. Dominic School

QUESTIONS?

Contact our Customer Service Team at bookstore@etechnampus.com or by calling (844) 523-8980.

